



# Sileo®

**Mavlab™**  
ANIMAL HEALTH

**ORION**  
PHARMA  
ANIMAL HEALTH

## User guide

*Your veterinarian has prescribed your dog Sileo® for the alleviation of acute anxiety and fear associated with noise.*

Please read the consumer leaflet enclosed in the product carton, for comprehensive information on the use of Sileo®

### What is Sileo®?

Sileo® is an oromucosal gel for dogs containing 0.09mg/mL of the active ingredient dexmedetomidine with anxiety and fear alleviating effect.

### When to use Sileo®?

The first dose should be given as soon as your dog shows the first signs of anxiety, or when you as the owner detect a typical stimulus (e.g. sound of fireworks or thunder) that usually causes anxiety and fear in your dog.

If the fear stimulus continues and your dog shows signs of anxiety and fear again, re-dosing can be done when 2 hours have passed from the previous dose. The product can be dosed up to 5 times during each event.

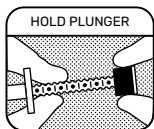
**Always follow your veterinarian's advice.**

Do not use Sileo® if your dog is drowsy due to previous medication. Please discuss with your veterinarian first if you are uncertain.

### How to administer Sileo® to your dog?

Dosing should be performed by an adult. Wear impermeable disposable gloves when handling this medicine.

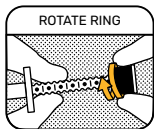
#### SYRINGE SET UP:



HOLD PLUNGER

##### HOLD PLUNGER

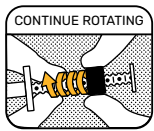
Hold the oral syringe so that you can see the dot markings.



ROTATE RING

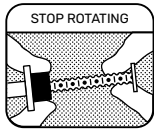
##### ROTATE RING

When using the syringe for the first time, rotate the dosing ring towards the barrel, until it reaches the opposite end of the plunger.



CONTINUE ROTATING

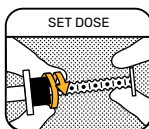
Continue rotating the ring until it reaches the opposite end of the plunger.



STOP ROTATING

Stop rotating once you have reached the barrel.

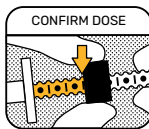
#### DOSE SELECTION:



SET DOSE

##### SET THE DOSE

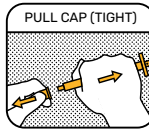
Rotate the dosing ring towards the end of the plunger and position it so that the side nearest the barrel is in line with the graduation mark (black line), and the prescribed number of dots are shown between the barrel and the dosing ring.



CONFIRM DOSE

##### CONFIRM THE DOSE

Make sure that you count the dots from the correct part of the plunger (shown in yellow) and that the ring is in line with the graduation mark (shown with the yellow arrow).



PULL CAP (TIGHT)

##### PULL CAP (TIGHT)

Pull the cap strongly while holding the barrel. **Note** the cap is very tight (pull, do not twist). Save the cap for replacement.

## Dosing

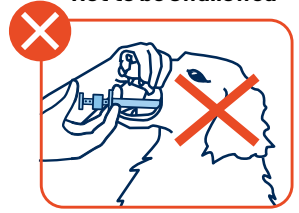
Sileo® oromucosal gel is administered onto the oral mucosa between the dog's cheek and gum according to the dosing table below.

Always follow the dosing prescribed by your veterinarian. Do not exceed the recommended dose.

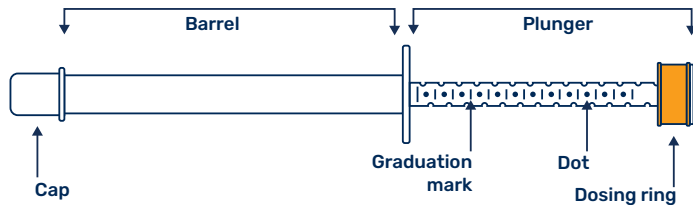
Dose into cheek



Not to be swallowed



The weight of the dog	Dose/Number of dots	Note
2.0–5.5 kg	1 ●	
5.6–12.0 kg	2 ●●	
12.1–20.0 kg	3 ●●●	
20.1–29.0 kg	4 ●●●●	
29.1–39.0 kg	5 ●●●●●	
39.1–50.0 kg	6 ●●●●●●	
<b>50.1–62.5 kg</b>	<b>7 ●●●●●●●</b>	<b>If the dose is more than 6 dots, divide the dose between both sides of the mouth.</b>
<b>62.6–75.5 kg</b>	<b>8 ●●●●●●●●</b>	
<b>75.6–89.0 kg</b>	<b>9 ●●●●●●●●●</b>	
<b>89.1–100 kg</b>	<b>10 ●●●●●●●●●●</b>	



Watch this short video for the correct use of Sileo®

## How does Sileo® work?

Sileo® reduces your dog's distress and helps the dog to calm down by counteracting the arousal. Sileo® alleviates noise anxiety.

This means that some signs may still occur, but they should be milder than without the medication and cause less distress to your dog. Your dog is likely able to interact with you normally.

**Overdose can cause excessive tiredness. If this occurs the animal should be kept warm. If an overdose occurs, contact a veterinarian as soon as possible.**

## Storage

- Keep out of sight and reach of children and animals.
- Store at room temperature away from light.
- Replace the cap and return the oral syringe to the outer carton immediately after each use for child safety and to protect the medicine from light.
- Sileo® should be used within 4 weeks of first opening. Please add the date of opening on the carton to remind you when the 4 weeks has passed.

